

Specifications

Engine

Model	YANMAR 4TNV98CT
Type	Four-stroke, liquid-cooled, direct injection diesel, turbo charged complies with EU Stage V exhaust emission regulation
No. of cylinders	4
Bore and stroke	98 mm x 110 mm
Displacement	3.318 L
Rated power output	52.3 kW/2,100 min ⁻¹ (ISO 9249: with fan)
	53.7 kW/2,100 min ⁻¹ (ISO 14396: without fan)
Max. torque	293 N·m/1,365 min ⁻¹ (ISO 9249: with fan)
	296 N·m/1,365 min ⁻¹ (ISO 14396: without fan)

Hydraulic system

Pump	
Type	Variable displacement piston pumps + one gear pump
Max. discharge flow	2 x 72.5 L/min 1 x 19 L/min
Relief valve setting	
Boom, arm and bucket	29.4 Mpa
Travel circuit	29.4 Mpa
Swing circuit	24.5 Mpa
Control circuit	5.0 Mpa
Pilot control pump	Gear type
Main control valves	12-spool
Oil cooler	Air cooled type

Swing system

Swing motor	One fixed displacement piston motor
Brake	Hydraulic; locking automatically when the swing control lever is in the neutral position
Parking brake	Wet multiple plate
Swing speed	11.5 min ⁻¹
Tail swing radius	1,380 mm
Swing torque	17 kN·m

Attachments

Backhoe bucket and combination

Use			Backhoe bucket					
			Standard	Narrow			Wide	
Bucket capacity	ISO heaped	m ³	0.28	0.11	0.14	0.18	0.22	0.35
	Struck	m ³	0.25	0.09	0.12	0.14	0.18	0.26
Opening width	With side cutter	mm	650	-	480	550	650	850
	Without side cutter	mm	680	400	410	480	580	780
No. of teeth			4	3	3	3	4	4
Bucket weight		kg	210	190	160	170	190	-
Combination	1.71 m arm		⊙	○	○	○	○	△
	2.13 m arm		△	○	○	○	⊙	×

⊙ Standard ○ Recommended △ Loading only × Not recommended

Travel system

Travel motors	Variable displacement piston, two-speed motors
Travel brakes	Hydraulic brake
Parking brakes	Wet multiple plate
Travel shoes	39 each side
Travel speed	5.0/2.7 km/h
Drawbar pulling force	77.3 kN (ISO 7464)
Gradeability	58% [30°]

Cab & control

Cab	
All-weather, sound-suppressed steel cab mounted on the silicon-sealed viscous mounts and equipped with a heavy, insulated floor mat	
Control	
Two hand levers and two foot pedals for travel	
Two hand levers for excavating and swing	
Electric rotary-type engine throttle	
Noise levels	
External	98 dB(A)
Operator	73 dB(A)

Boom, arm & bucket

Boom cylinders	110 mm x 916 mm
Arm cylinder	95 mm x 839 mm
Bucket cylinder	85 mm x 762 mm

Dozer blade

Dozer cylinder	135 mm x 129 mm
Dimension	2,300 mm (for 450 mm shoe (width) x 460 mm (height))*
Working range	360 mm (up) x 250 mm (down)

*Dozer width is changed according to the shoe width difference.

Refilling capacities & lubrications

Fuel tank	120 L
Cooling system	12.8 L
Engine oil	11.8 L
Travel reduction gear	2 x 1.3 L
Swing reduction gear	1.5 L
Hydraulic oil tank	44 L tank oil level
	84 L hydraulic system

Working ranges

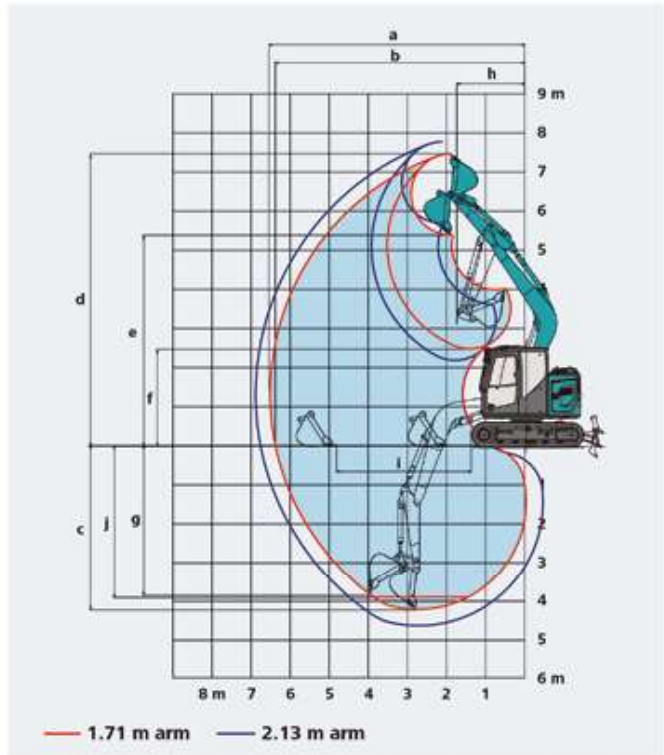
Unit: m

Boom	3.82 m	
Arm	1.71 m	2.13 m
Range		
a- Max. digging reach	6.48	6.88
b- Max. digging reach at ground level	6.35	6.76
c- Max. digging depth	4.16	4.58
d- Max. digging height	7.41	7.75
e- Max. dumping clearance	5.34	5.67
f- Min. dumping clearance	2.46	2.19
g- Max. vertical wall digging depth	3.73	4.14
h- Min. swing radius	1.73	2.13
i- Horizontal digging stroke at ground level	2.83	3.21
j- Digging depth for 2.4 m (8') flat bottom	3.83	4.31
Bucket capacity ISO heaped m ³	0.28	0.22

Digging force (ISO 6015)

Unit: kN

Arm length	1.71 m	2.13 m
Bucket digging force	60.2	
Arm crowding force	39.4	35.2



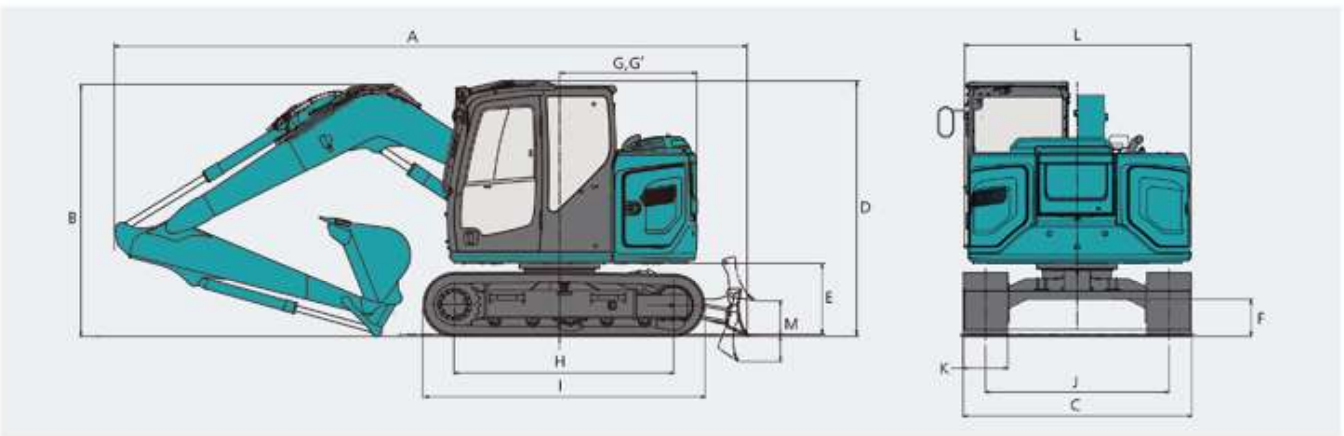
Dimensions

Unit: mm

Arm length	1.71 m	2.13 m
A Overall length (long stroke dozer)	6,340 (6,540)	6,360 (6,560)
B Overall height (to top of boom)	2,560	2,540
C Overall width (narrow specification)	2,300** (2,150)	
D Overall height (to top of cab)	2,570	
E Ground clearance of rear end*	720	
F Ground clearance*	350	
G Tail swing radius (add on counter weight)	1,380 (1,470)	

G' Distance from centre of swing to rear end	1,380
H Tumbler distance	2,210
I Overall length of crawler	2,830
J Track gauge (narrow specification)	1,850 (1,700)
K Shoe	450
L Overall width of upperstructure	2,300
M Dozer blade (up/down)	360/250 500/500***

*Without including height of shoe lug **450 mm shoe ***Long Stroke Dozer

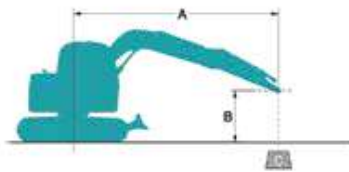


Operating weight & ground pressure

In standard trim, with standard boom, 2.13 m arm, and 0.22 m³ ISO heaped bucket

Shaped	Triple grouser shoes (even height)		Rubber pad shoes	Rubber shoes	B5 Geogrip shoes	
Shoe width	mm	600		450		
Overall width of crawler	mm	2,450		2,300		
Ground pressure	kPa	28	36	37	35	36
Operating weight	kg	8,230	7,980	8,300	7,800	8,020

Lifting capacities



A: Reach from swing centreline to arm top
 B: Arm top height above/below ground
 C: Lifting capacities in Kilograms
 Bucket: Without bucket
 Relief valve setting: 29.4 MPa (300 kgf/cm²)









SK75SR		Arm: 1.71 m Bucket: Without Counterweight: 700 kg Shoe: 450 mm Dozer: Blade up								
B \ A		1.5 m		3.0 m		4.5 m		At max. reach		Radius
6.0 m	kg							*2,340	*2,340	2.74 m
4.5 m	kg			*2,400	*2,400			1,800	1,540	4.41 m
3.0 m	kg			*2,910	2,770	1,710	1,460	1,350	1,160	5.18 m
1.5 m	kg			3,040	2,490	1,620	1,380	1,210	1,030	5.44 m
G.L.	kg			2,880	2,350	1,550	1,310	1,240	1,050	5.27 m
-1.5 m	kg	*3,830	*3,830	2,880	2,340	1,550	1,310	1,490	1,260	4.63 m
-3.0 m	kg			*1,340	*1,340			*1,150	*1,150	3.23 m

SK75SR		Arm: 2.13 m Bucket: Without Counterweight: 700 kg Shoe: 450 mm Dozer: Blade up								
B \ A		1.5 m		3.0 m		4.5 m		At max. reach		Radius
6.0 m	kg			*2,230	*2,230			*1,920	*1,920	3.47 m
4.5 m	kg			*2,110	*2,110	1,770	1,520	1,520	1,300	4.90 m
3.0 m	kg			*2,620	*2,620	1,720	1,470	1,190	1,020	5.60 m
1.5 m	kg			3,080	2,520	1,620	1,370	1,070	920	5.84 m
G.L.	kg			2,860	2,330	1,530	1,290	1,090	930	5.68 m
-1.5 m	kg	*3,240	*3,240	2,820	2,290	1,510	1,270	1,270	1,080	5.09 m
-3.0 m	kg	*2,720	*2,720	*1,950	*1,950			*1,310	*1,310	3.87 m

SK75SR		Arm: 2.13 m Bucket: Without Counterweight: 700 kg + 300 kg Shoe: 450 mm Dozer: Blade up								
B \ A		1.5 m		3.0 m		4.5 m		At max. reach		Radius
6.0 m	kg			*2,230	*2,230			*1,920	*1,920	3.47 m
4.5 m	kg			*2,110	*2,110	*1,930	1,670	*1,600	1,440	4.90 m
3.0 m	kg			*2,620	*2,620	1,890	1,620	1,310	1,130	5.60 m
1.5 m	kg			3,390	2,780	1,790	1,520	1,200	1,020	5.84 m
G.L.	kg			3,170	2,590	1,700	1,440	1,220	1,040	5.68 m
-1.5 m	kg	*3,240	*3,240	3,130	2,550	1,680	1,420	1,420	1,200	5.09 m
-3.0 m	kg	*2,720	*2,720	*1,950	*1,950			*1,310	*1,310	3.87 m

SK75SR		Arm: 2.13 m Bucket: Without Counterweight: 1,050 kg Shoe: 450 mm Dozer: Blade up								
B	A	1.5 m		3.0 m		4.5 m		At max. reach		Radius
										
6.0 m	kg			*2,230	*2,230			*1,920	*1,920	3.47 m
4.5 m	kg			*2,110	*2,110	*1,930	1,680	*1,600	1,440	4.90 m
3.0 m	kg			*2,620	*2,620	1,900	1,630	1,320	1,140	5.60 m
1.5 m	kg			*3,390	2,800	1,800	1,530	1,200	1,030	5.84 m
G.L.	kg			3,190	2,600	1,720	1,450	1,220	1,040	5.68 m
-1.5 m	kg	*3,240	*3,240	3,150	2,570	1,690	1,430	1,420	1,210	5.09 m
-3.0 m	kg	*2,720	*2,720	*1,950	*1,950			*1,310	*1,310	3.87 m

SK75SR		Arm: 1.71 m Bucket: Without Counterweight: 1,050 kg + 300 kg Shoe: 450 mm Dozer: Blade up								
B	A	1.5 m		3.0 m		4.5 m		At max. reach		Radius
										
6.0 m	kg							*2,340	*2,340	2.74 m
4.5 m	kg			*2,400	*2,400			*1,850	*1,850	4.41 m
3.0 m	kg			*2,910	*2,910	2,060	1,770	1,640	1,420	5.18 m
1.5 m	kg			*3,580	3,030	1,970	1,690	1,490	1,280	5.44 m
G.L.	kg			3,520	2,890	1,910	1,620	1,530	1,310	5.27 m
-1.5 m	kg	*3,830	*3,830	*2,960	2,880	*1,880	1,620	*1,760	1,560	4.63 m
-3.0 m	kg			*1,340	*1,340			*1,150	*1,150	3.23 m

SK75SR		Arm: 2.13 m Bucket: Without Counterweight: 1,050 kg + 300 kg Shoe: 450 mm Dozer: Blade up								
B	A	1.5 m		3.0 m		4.5 m		At max. reach		Radius
										
6.0 m	kg			*2,240	*2,240			*1,920	*1,920	3.48 m
4.5 m	kg			*2,120	*2,120	*1,930	1,820	*1,600	1,570	4.90 m
3.0 m	kg			*2,630	*2,630	*2,050	1,770	1,430	1,240	5.60 m
1.5 m	kg			*3,390	3,040	1,950	1,670	1,310	1,130	5.84 m
G.L.	kg			3,450	2,830	1,860	1,580	1,330	1,140	5.68 m
-1.5 m	kg	*3,240	*3,240	*3,170	2,790	1,830	1,560	1,540	1,320	5.09 m
-3.0 m	kg	*2,690	*2,690	*1,930	*1,930			*1,300	*1,300	3.87 m

- Do not attempt to lift or hold any load that is greater than these lift capacities at their specified lift point radius and heights. Weight of all accessories must be deducted from the above lift capacities.
- Lift capacities are based on machine standing on level, firm, and uniform ground. User must make allowance for job conditions such as soft or uneven ground, out of level conditions, side loads, sudden stopping of loads, hazardous conditions, experience of personnel, etc.
- Arm top defined as lift point.
- The above lifting capacities are in compliance with ISO 10567. They do not exceed 87% of hydraulic lifting capacity or 75% of tipping load. Lifting capacities marked with an asterisk (*) are limited by hydraulic capacity rather than tipping load.
- Operator should be fully acquainted with the Operator's and Maintenance Instructions before operating this machine. Rules for safe operation of equipment should be adhered to at all times.
- Lift capacities apply to only machine as originally manufactured and normally equipped by KOBELCO CONSTRUCTION MACHINERY CO., LTD.

Offset boom specifications



Working ranges

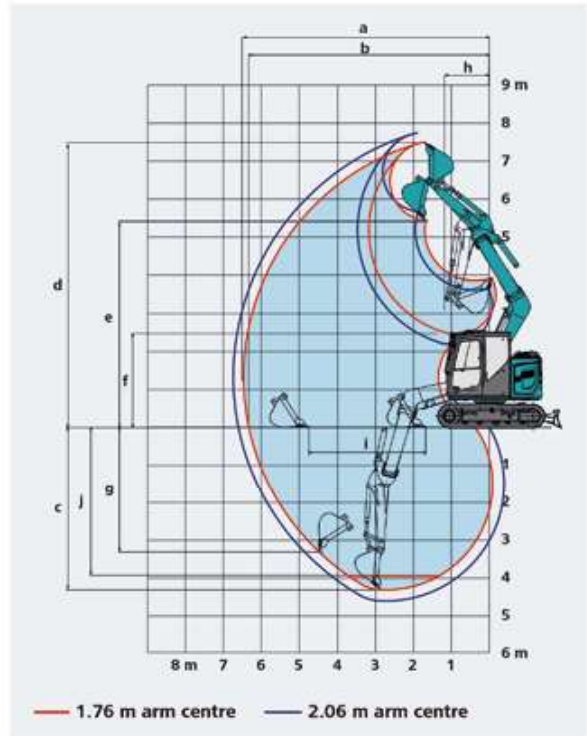
Unit: m

Range	3.82 m					
	1.76 m			2.06 m		
Arm	Max. left	Centre	Max. right	Max. left	Centre	Max. right
a- Max. digging reach	6.11	6.48	5.78	6.39	6.75	6.05
b- Max. digging reach at ground level	5.97	6.34	5.62	6.25	6.62	5.90
c- Max. digging depth	3.94	4.30	3.60	4.24	4.60	3.90
d- Max. digging height	7.17	7.49	6.88	7.40	7.72	7.11
e- Max. dumping clearance	5.11	5.43	4.81	5.34	5.66	5.04
f- Min. dumping clearance	2.13	2.45	1.83	1.85	2.17	1.55
g- Max. vertical wall digging depth	2.96	3.30	2.64	3.27	3.61	2.95
h- Min. swing radius	1.49	1.21	2.04	1.49	1.31	2.04
i- Horizontal digging stroke at ground level	3.10	3.08	3.09	3.61	3.59	3.64
j- Digging depth for 2.4 m (8') flat bottom	3.55	3.92	3.21	3.89	4.26	3.55
Bucket capacity ISO heaped m ³	0.28	0.28	0.28	0.22	0.22	0.22

Digging force (ISO 6015)

Unit: kN

Arm length	1.76 m	2.06 m
Bucket digging force	60.2	
Arm crowding force	39.4	35.2

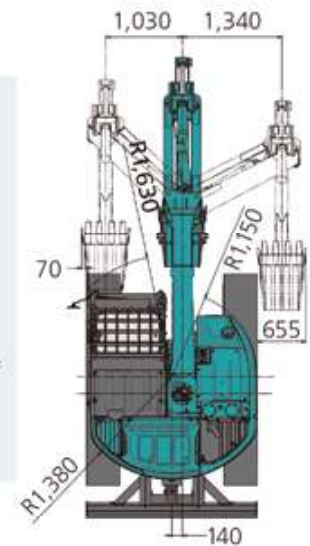
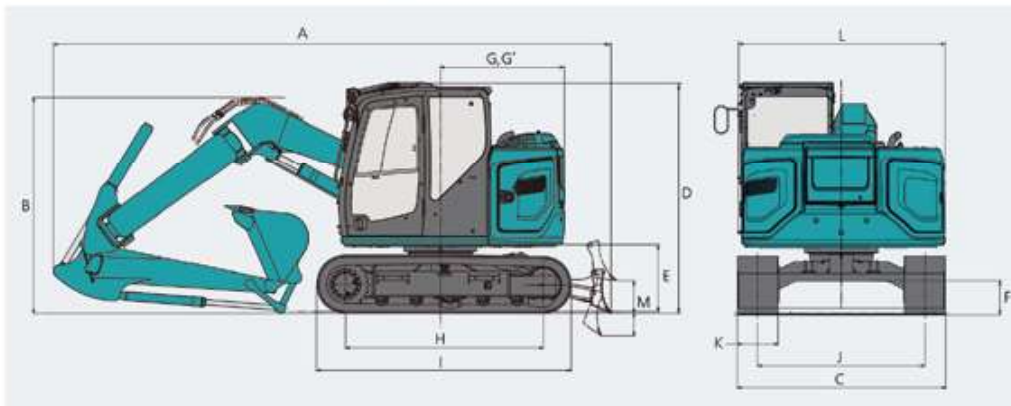


Dimensions

Arm length	1.76 m	2.06 m
A Overall length	6,160	6,190
B Overall height (to top of boom)	2,330	2,410
C Overall width (narrow specification)	2,300** (2,150)	
D Overall height (to top of cab)	2,570	
E Ground clearance of rear end*	720	
F Ground clearance*	350	
G Tail swing radius (add on counter weight)	1,380 (1,470)	
G' Distance from centre of swing to rear end	1,380	

		Unit: mm
H	Tumbler distance	2,210
I	Overall length of crawler	2,830
J	Track gauge (narrow specification)	1,850 (1,700)
K	Shoe width	450
L	Overall width of upperstructure	2,300
M	Dozer blade (up/down)	360/250

*Without including height of shoe lug **450 mm shoe

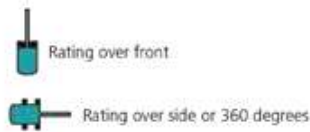
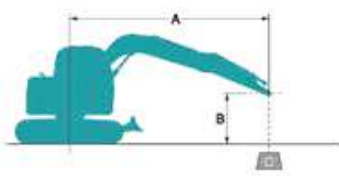


Operating weight & ground pressure

In standard trim, with standard boom, 2.06 m arm, and 0.22 m³ ISO heaped bucket

Shaped	Triple grouser shoes (even height)		Rubber pad shoes	Rubber shoes	BS Geogrip shoes	
Shoe width	mm	600		450		
Overall width of crawler	mm	2,450		2,300		
Ground pressure	kPa	30	39	40	38	39
Operating weight	kg	8,940	8,690	9,010	8,510	8,730

Offset boom lifting capacities



A: Reach from swing centreline to arm top
B: Arm top height above/below ground
C: Lifting capacities in Kilograms
Bucket: Without bucket
Relief valve setting: 29.4 MPa (300 kgf/cm²)

SK75SR Offset Boom		Arm: 1.76 m Bucket: Without Counterweight: 1,050 kg Shoe: 450 mm Dozer: Blade up								
		1.5 m		3.0 m		4.5 m		At max. reach		
B	A									Radius
6.0 m	kg			*2,460	*2,460			*2,710	*2,710	2.73 m
4.5 m	kg							1,920	1,630	4.41 m
3.0 m	kg			*2,960	*2,960	1,780	1,510	1,380	1,160	5.17 m
1.5 m	kg			3,060	2,470	1,630	1,360	1,190	1,000	5.43 m
G.L.	kg			2,790	2,230	1,510	1,250	1,200	1,000	5.27 m
-1.5 m	kg	*3,750	*3,750	2,780	2,210	1,490	1,230	1,440	1,190	4.62 m
-3.0 m	kg			*1,460	*1,460			*1,320	*1,320	3.22 m

SK75SR Offset Boom		Arm: 1.76 m Bucket: Without Counterweight: 1,050 kg + 300 kg Shoe: 450 mm Dozer: Blade up								
		1.5 m		3.0 m		4.5 m		At max. reach		
B	A									Radius
6.0 m	kg							*2,710	*2,710	2.73 m
4.5 m	kg			*2,460	*2,460			2,090	1,780	4.41 m
3.0 m	kg			*2,960	*2,960	1,950	1,660	1,520	1,290	5.17 m
1.5 m	kg			3,370	2,740	1,800	1,510	1,330	1,120	5.43 m
G.L.	kg			3,100	2,490	1,680	1,400	1,340	1,120	5.27 m
-1.5 m	kg	*3,750	*3,750	*2,990	2,480	1,670	1,390	1,610	1,340	4.62 m
-3.0 m	kg			*1,460	*1,460			*1,320	*1,320	3.22 m

SK75SR Offset Boom		Arm: 2.06 m Bucket: Without Counterweight: 1,050 kg Shoe: 450 mm Dozer: Blade up								
		1.5 m		3.0 m		4.5 m		At max. reach		
B	A									Radius
6.0 m	kg			*2,370	*2,370			*2,340	*2,340	3.24 m
4.5 m	kg			*2,270	*2,270	1,900	1,620	1,710	1,450	4.74 m
3.0 m	kg	*5,000	*5,000	*2,770	*2,770	1,810	1,530	1,270	1,070	5.46 m
1.5 m	kg			3,130	2,530	1,640	1,370	1,100	920	5.70 m
G.L.	kg			2,790	2,220	1,500	1,240	1,100	910	5.54 m
-1.5 m	kg	*3,360	*3,360	2,730	2,170	1,460	1,200	1,290	1,060	4.94 m
-3.0 m	kg	*2,480	*2,480	*1,880	*1,880			*1,450	*1,450	3.66 m

SK75SR Offset Boom		Arm: 2.06 m Bucket: Without Counterweight: 1,050 kg + 300 kg Shoe: 450 mm Dozer: Blade up								
		1.5 m		3.0 m		4.5 m		At max. reach		
B	A									Radius
6.0 m	kg			*2,370	*2,370			*2,340	*2,340	3.24 m
4.5 m	kg			*2,270	*2,270	*2,000	1,770	1,870	1,590	4.74 m
3.0 m	kg	*5,000	*5,000	*2,770	*2,770	1,980	1,690	1,400	1,190	5.46 m
1.5 m	kg			3,440	2,800	1,810	1,520	1,230	1,040	5.70 m
G.L.	kg			3,100	2,480	1,670	1,390	1,230	1,030	5.54 m
-1.5 m	kg	*3,360	*3,360	3,040	2,430	1,630	1,350	1,440	1,200	4.94 m
-3.0 m	kg	*2,480	*2,480	*1,880	*1,880			*1,450	*1,450	3.66 m

- Do not attempt to lift or hold any load that is greater than these lift capacities at their specified lift point radius and heights. Weight of all accessories must be deducted from the above lift capacities.
- Lift capacities are based on machine standing on level, firm, and uniform ground. User must make allowance for job conditions such as soft or uneven ground, out of level conditions, side loads, sudden stopping of loads, hazardous conditions, experience of personnel, etc.
- Arm top defined as lift point.
- The above lifting capacities are in compliance with ISO 10567. They do not exceed 87% of hydraulic lifting capacity or 75% of tipping load. Lifting capacities marked with an asterisk(*) are limited by hydraulic capacity rather than tipping load.
- Operator should be fully acquainted with the Operator's and Maintenance Instructions before operating this machine. Rules for safe operation of equipment should be adhered to at all times.
- Lift capacities apply to only machine as originally manufactured and normally equipped by KOBELCO CONSTRUCTION MACHINERY CO., LTD.